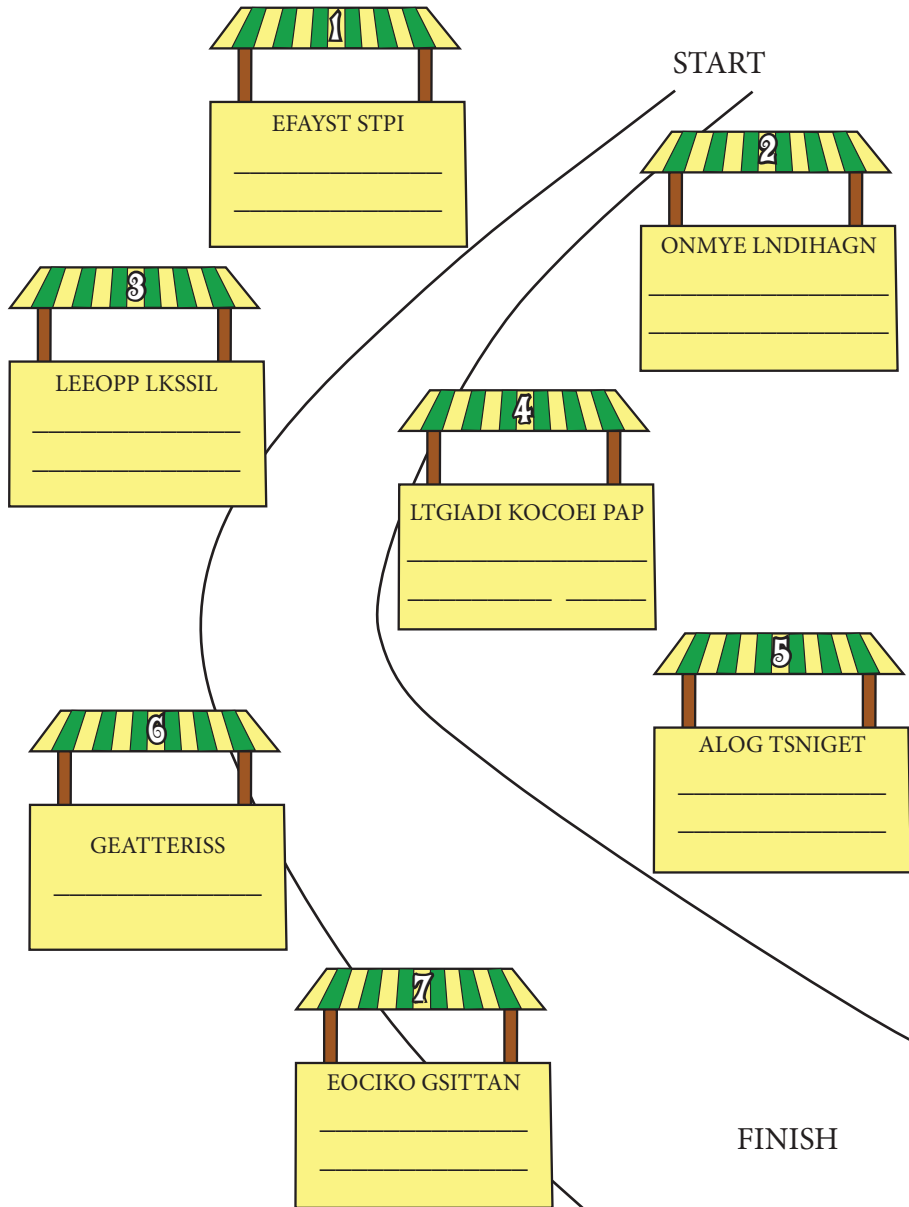


Cookie Booth Jumble

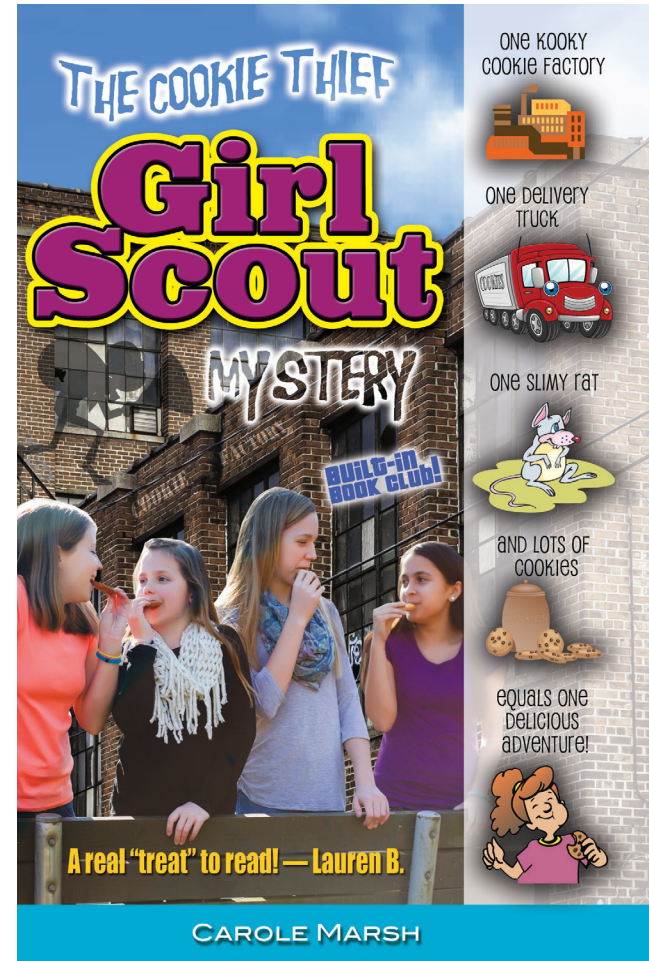
There was plenty to learn at the Girl Scout Cookie Rally. Stop at each booth and unscramble what the girls learned along the way.



Answers: 1—Safety Tips; 2—Money Handling; 3—People Skills; 4—Digital Cookie App; 5—Goal Setting; 6—Strategies; 7—Cookie Tasting

The Cookie Thief Girl Scout Mystery

TROOP LEADER GUIDE



Copyright ©2016 Carole Marsh/Gallopade International/Peachtree City, GA

GALLOPADE INTERNATIONAL

This publication is not authorized, approved, licensed, or endorsed by Girl Scouts of the USA. The GIRL SCOUT name, mark, and all associated trademarks and logotypes are owned by Girl Scouts of the USA.

A Note from Carole Marsh: How to Use This Guide

Dear Girl Scout Troop Leader,

Welcome to the Troop Leader Guide for my book, *The Cookie Thief Girl Scout Mystery!* Every year, Girl Scouts around the world offer their tasty cookies to millions of happy, hungry customers. But this year, in my mystery, some of those delicious cookies have gone missing!

You can read this mystery as a troop, or girls can read it by themselves and discuss it as a group during your troop meetings—maybe right around cooking-selling season!

Once your troop has finished reading the book, follow up with all of the fun activities in this Troop Leader Guide. You can use selected activities in one meeting or spread them out over several meetings to prolong the fun. Either way, your girls will love it! And best of all, several of the activities will help your Girl Scouts earn badges!

Giggles and grins,

Carole Marsh



Sing-Along Time

Here are some catchy songs about Girl Scout Cookies. Gather your troop and sing along. These songs will get everyone in the cookie-selling spirit!



Yum Yum Yum

(sung to the tune of *Frère Jacques*, or *Are You Sleeping?*)


Girl Scout Cookies, Girl Scout Cookies,
Yum, Yum, Yum, Yum, Yum, Yum.
Eat 'em by the dozen, Eat 'em by the dozen,
They're all gone, They're all gone.

Girl Scout Cookies

(sung to the tune of *Oh Susannah*)

Oh we come from Buffalo & Erie
Girl Scout cookies for to sell.
We see every Sue & Sally
Our good message for to tell.

Girl Scout Cookies!
Boy they are so neat!
So many kinds, So good to taste
Hard to know which one to eat.



Cookie Street

(sung to the tune of *Pop Goes The Weasel*)

Up and down the neighborhood streets
Girl Scouts sell their cookies.
Ringing doorbells, asking you please
Please buy some cookies!

Cookie Math

After everything was tallied up from the cookie sales, Girl Scouts in another troop compared their final results. Use your math skills to determine how many cookies each girl sold.

Sophie sold 135 fewer boxes than Maria but 32 more than Clara. Lauren sold the second highest number of cookie boxes, 330. Olivia sold the least amount of cookie boxes, half as many as Maria. Maria sold the most cookie boxes, 92 more than Lauren.


Sophie
_____ boxes

Lauren
_____ boxes

Olivia
_____ boxes

Maria
_____ boxes

Clara
_____ boxes




Answer: Olivia—211 boxes; Clara—211 boxes; Lauren—330 boxes; Sophie—287 boxes; Maria—422 boxes; Lauren—422 boxes; Lauren—330 boxes

Cookie Thief Crossword Puzzle

In this crossword puzzle, you'll help Ella, Annie, Avery, and Kate follow the trail to the missing Girl Scout Cookies. The clues below refer to important words from *The Cookie Thief Girl Scout Mystery*. Use the clues to find the mystery words.

Across

- At the end of the mystery, Ella, Annie, Avery, and Kate found a new _____ in Julia.
- Ms. Tara drives a van that _____ Girl Scout Cookies from Sweet Treat Bakery to the troops.
- Ella, Annie, Avery, and Kate went on a _____ to sell cookies door-to-door.
- Girl Scout Cookies go on sale just once a _____!
- Ella saw a batch get _____ during the bakery tour.



Down

- Mrs. Graham took an _____ that included the number of cookies each Girl Scout had sold.
- Avery and Kate are Junior Girl Scouts, while Ella, Annie, and Julie are _____.
- Mimi was happy to act as _____ in exchange for ice cream.
- Money from cookie sales was used for supplies for a wheelchair ramp to the _____ by the lake.
- The girls came up with a _____, a well-thought-out plan, to sell their cookies.
- Customers can even buy Girl Scout Cookies online with the Digital _____ App.



Down: 1. inventory; 3. Brownies; 5. chaparrone; 6. gazebo; 7. strategy; 11. Cookie
Across: 2. friend; 4. delivery; 8. walkabout; 9. year; 10. botched

Imagine Yourself as an Entrepreneur

Entrepreneurs dream up businesses, organize them, and take risks to make them work. Selling cookies teaches Girl Scouts many important lessons about how to run a business. Try taking what you've learned from cookie sales and apply it to another business idea!



1. Think up a business idea. It should be something you know how to do or make (like babysitting, car washing, or making bracelets) and that you enjoy doing.
2. Make sure there's a need for your business. Ask your family or neighbors what good or service is in demand.
3. Write up a business plan. Answer these questions:
 - What is the name of my business?
 - Where and when will I run my business?
 - What items will I need to get started?
 - How much start-up money do I need, and how can I save it?
 - What are my short- and long-term goals?

If you decide to start a business, your next step is a VERY important one—talk to your parents. You'll need their permission and help to start your business. Not only are they legally responsible for you, they also have a lot of experience and ideas.



You may even need a business license.

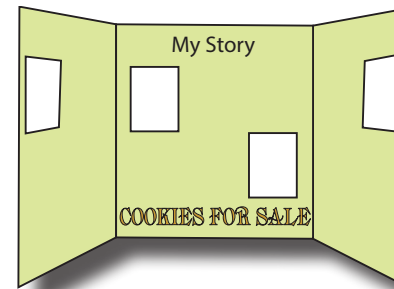
Your parents can help you find out what you need to do to keep your business legal.

This activity can count toward earning the Junior Cookie CEO Badge, the Junior Business Owner Badge, or the Cadette Business Plan Badge.

Tell Your Cookie Sales Story

Selling Girl Scout Cookies is fun, exciting, and a lot of work! Here's a chance to tell your cookie sales story in pictures.

All you need is a digital camera, a pen, and paper to label your photos if you decide to print them, and a way to display your pictures. If you print your pictures, you can arrange them on a three-sided display board. If you leave them in digital form, you can create a computer presentation.



Instructions: During every step of your cookie sales, take pictures of what you and your fellow troop members are doing. Be sure to include the serious times as well as the fun times! When you have finished selling cookies, present your “cookie sales story” to parents, friends, and neighbors!



A Sweet Thank You To Our Military

People who prefer not to eat cookies can still contribute to Girl Scout Cookie sales by buying boxes of cookies for military personnel serving in other countries.

Write a letter to a military group stationed in another country that could be included in the delivery of donated Girl Scout Cookies.

Explain how the Girl Scouts support cookie donations for the troops. Tell them how you got the cookie donations during your cookie sales. Let them know how proud your Girl Scout troop is to present the cookies to them. And be sure to let them know how much you and others appreciate their service to our country!



Advertise! Advertise! Advertise!

It's not enough just to start a business. You need to let people know what you do. Successful businesses advertise on TV, the radio, the Internet, newspapers, and billboards. They use logos and slogans so customers remember them.



A logo is a great way to identify a business or organization. The bright green Girl Scout logo is easy to recognize and lets people know they are dealing with official Girl Scouts.

Another great way to advertise is through slogans, short sentences, or phrases that are easy to remember. The official Girl Scout slogan is: "Do a good turn daily." Some other famous business slogans are: "Bet you can't eat just one!" or "Got milk?"

Design and draw your own logo. Choose the colors carefully, and keep it simple enough to identify, but also make it unique.

Your logo can be for:

- your Girl Scout troop
- your favorite Girl Scout Cookie
- a new flavor of Girl Scout Cookie
- your own business

Now, come up with a catchy slogan to go along with your logo!

This activity can count toward earning the Junior Meet My Customer Badge or Cadette Marketing Badge.



Creative Cookies



Here are a few creative cookie ideas for you to try!

- 1.** Invent a new cookie that you'd like to taste. Draw your cookie to help you visualize it. Here are some questions you'll need to answer.
- What is the size and shape of the cookie?
 - What flavors are in the cookie?
 - Is the cookie crispy or chewy?

Now list out the ingredients for your new cookie recipe. Flour, sugar, and butter are some basics, but include everything else you'll need for the flavors you want in your cookie.

- 2.** Many cooks develop new recipes by combining two or more foods in new ways.

Try adding new flavors to the Girl Scout Cookies you already love.

- Take two lemon cookies and spread orange-flavored frosting between them for a citrus-y sandwich treat.
- Add a softened chocolate kiss to the top of a toffee cookie.
- Crumble up some mint cookies and sprinkle them over a scoop of vanilla or raspberry ice cream.

Now come up with your own ideas using some of your favorite Girl Scout Cookies!

This activity can count toward earning the Brownie Snack Badge or Junior Simple Meal Badge.

Put the Events in Order

The girls are hot on the trail of the cookie thief, or they would be if the pages of the book hadn't gotten mixed up. Put the events in their correct order by numbering them from 1 to 13.

- _____ Ella, Annie, Avery, and Kate take an unexpected van ride with a "rat."
- _____ The girls tell Mrs. Graham about the missing boxes of cookies.
- _____ Julia clears up the mystery for Ella, Annie, Avery, and Kate.
- _____ Ella and Annie dress up in cookie costumes for the parade.
- _____ The Girl Scouts build a wheelchair ramp to the gazebo at the lake.
- _____ Ms. Tara finds Avery and Kate sitting on her van's bumper.
- _____ Ella sees a batch of cookies getting botched at the Sweet Treat Bakery.
- _____ The girls sell over 200 boxes of cookies at Mega Mart.
- _____ Julia joins Ella, Annie, Avery, and Kate for a sleepover.
- _____ The Scouts learn about safety and selling at the Cookie Rally.
- _____ Ella spies piles of cookie boxes in a house during the Walkabout.
- _____ Mrs. Graham takes inventory of how many cookies each girl has sold.
- _____ Ella makes change for a customer, counting carefully.