

A Note from Carole Marsh: How to Use This Guide

Dear Girl Scout Troop Leader,

Welcome to the Troop Leader Guide for my book, *The Creepy Campout Girl Scout Mystery!* Come join the Girl Scouts on a camping adventure! Five-legged frogs, a creepy cave, a missing sash, and clues hidden high up in a tree will certainly pique your troop's interest. You can read this mystery as a troop, or the girls can read it by themselves and talk about it as a group during your troop meetings—while camping in the woods, perhaps?



Once your troop has finished reading the book, follow up with all of the fun activities in this Troop Leader Guide. You can use selected activities in one meeting or spread them out over several meetings to prolong the fun. Either way, your girls will love it! And best of all, several of the activities will help your Girl Scouts earn badges!

Giggles and grins,

Carole Marsh

Sing-Along Time

Little Green Frog

MmmAck went the little green frog one day,
MmmAck went the little green frog.
Mmmack went the little green frog one day,
And his eyes went MmmAck MmmAck MmmAck MmmAckAck



All the other frogs go Fo de o de o de o de o
Fo de o de o de o, Fo de o de o de o
All the other frogs go Fo de o de o de o de o
But the little green frog goes Mmmack Mmmack
Mmmackack

Little Green Frog (Alternate version)

Eee Ah went the little green frog one day
Eee Ah went the little green frog.
Eee Ah went the little green frog one day
His eyes went Eee and Ah.
Honk, Honk, went the big blue bus one day
Squish, Squash, went the little green frog.
His eyes don't go Eee Ah any more
'Cause he got eaten up by a dog. Woof! Woof!



Recipes All Girl Scouts Will Enjoy!

Try out these delicious recipes to tickle the taste buds of all Girl Scouts, young and older!

Spider Snack

In a silly prank, the older girls put pretend spiders on the younger girls as they sleep! Try out this delicious spider recipe.

You'll need black string licorice, orange cream-filled chocolate sandwich cookies, some chocolate ready-to-spread frosting, and miniature candy-coated chocolate pieces.



For each cookie you want to make, cut eight 1-1/2-inch pieces of licorice for legs. Insert four pieces into the filling on each side of the cookie. Use frosting to attach two candy pieces for eyes. Enjoy your spider snacks!

Campfire Snacks

Did you know you can make your very own edible campfire? It's true! Sliced grapes make the perfect ring around your fire; pretzel sticks make the most perfect kindling; and three thinly sliced cheddar cheese slices make an amazing fire. Assemble and enjoy!

Apple S'mores
This tasty treat is a fun twist on a Girl Scout tradition. Try substituting apple slices for the graham crackers. For even more fun, switch out the chocolate bar with a peanut butter cup. Keep the marshmallows—Yum!



Creepy Campout Crossword Puzzle


In this crossword puzzle, the Girl Scouts find themselves in some exciting—and often creepy—situations! The clues below refer to words in *The Creepy Campout Girl Scout Mystery*. Use the clues to find the mystery words!

Across

- The girls enjoy this during their Girl Scout trip. It involves _____ through the trees at full speed!
- Besides her cookies, this item of Ella's mysteriously goes missing!
- Ella tries to photograph this even before she makes it to camp—but ends up face first in the mud!
- The girls are given clues for a treasure hunt called _____.
- Instead, they find much more!
- Christina's friend Rachel likes to explore caves. This is called _____.

Down

- The girls topple out of this with a SPLASH!
- The girls work together to build a Girl Scout _____ to reach high up for a clue!
- The "witch," with the help of the girls, uncovers that _____ are leaking into the groundwater.
- The girls find a special clue in the _____ of a tree.
- This is where Ella and the others recover two missing items!
- Ella is alarmed when she doesn't hear these animals singing in the trees.
- Ella catches a five-legged _____.



Across: 2. ziplining; 7. sash; 8. butterflyweed; 10. geocaching; 11. spelunking
Down: 1. canoe; 3. pyramid; 4. chemicals; 5. knot; 6. cave; 8. birds; 9. frog

Let's Take Some Pictures!

Let's create art with your photos! All you'll need is a digital camera and a computer or tablet to make your digital creation.

To create your collage, take lots of pictures of a single theme (like flowers, friendship, camping, etc.). Then, upload the photos to your computer or tablet and fit the pictures together on one page. Voila! You have a collage!

This activity can be used to fulfill one of the steps in earning the **Digital Photography Badge**.



Let's Write!

This writing activity will help girls understand the true meanings of the attributes listed in the Girl Scout Law.

First, read the Girl Scout Law out loud.

I will do my best to be

honest and fair,

friendly and helpful,

considerate and caring,

courageous and strong, and

responsible for what I say and do,

and to

respect myself and others,


respect authority,

use resources wisely,

make the world a better place, and

be a sister to every Girl Scout.



Then, write an example of how you can fulfill each attribute in your daily life.



Spot the Differences

There are 19 differences in the drawings below. Study the drawings and see how many you can find!

This activity can be used as one of the steps in earning the **Detective Badge**.



Answers: 1. extra leaves in tree, 2. sun, 3. cloud, 4. bush reversed, 5. extra shadows on tent, 6. raccoon moved, 7. extra leaves on raccoon's bush, 8. grass added on left side of tent, 9. line deleted for right tent flap, 10. one line of smoke reversed, 11. ants added, 12. knot on lowest log filled in, 13. flower changed on lowest bush, 14. frog added, 15. wood grain reversed on end of small log, 16. line removed between tree and right-side mountain, 17. line shape changed under right-side mountain, 18. bird added in tree, 19. grass added in front of large log

A Secret Message!



In this activity, girls will use the code below to uncover a secret message from Carole Marsh! To solve it, you will use a special code called ROT13. ROT13 is the same simple letter substitution cipher the girls used in the mystery to solve a clue on their geocaching treasure hunt activity. The letter above is substituted for the letter below, and vice versa.

This activity can be used to fulfill one of the steps in earning the **Junior Detective Badge**.

A	B	C	D	E	F	G	H	I	J	K	L	M
N	O	P	Q	R	S	T	U	V	W	X	Y	Z

What is the special saying and obligation that all Girl Scouts need to remember while Girl Scout geocaching?

Juvyr Tvey Fpbhg trbnpuvat, nyjnlf erzrzore:

'Pnpur va, Genfu bhg.'



Answer: While Girl Scout geocaching, always remember: 'Cache in, Trash out.'

Understanding an Environmental Problem

In this activity, you can re-create an oil spill. Oil spills have a devastating effect on the environment. It is a constant challenge for scientists to find ways to clean them up before they hurt too much of the wildlife!



Find out just how hard it can be to clean up an oil spill. Fill a bowl with water. Then, add cooking oil. Try these ideas: use string to move the oil to one side; skim the oil off with a spoon; or soak the oil up with a paper towel. Research what else you could use. What works best?

How have scientists tried to clean up real oil spills? What are the differences between your oil “spill” and a real oil spill in the ocean? How are animals affected by oil spills? Make a poster that covers your experiment, your research, what scientists have done, and how animals are affected by oil spills.

This activity can be used to fulfill one of the steps in earning the **Animal Habitat Badge**.



Geocaching

In this Geocache Challenge, match the initials below with what they stand for.

- | | |
|-------------|--|
| ___ 1. FTF | A. global positioning system: the system of satellites and software that lets us find our position |
| ___ 2. TNLN | B. cache in trash out: leave no trash behind, and take as much of other people’s trash as we can |
| ___ 3. GPS | C. first to find: no one has seen this cache besides the owner |
| ___ 4. TFTC | D. took nothing left nothing: signed in logbook if you neither took nor left a trade item |
| ___ 5. CITO | E. thanks for the cache: signed in logbook as a thank you to the cache owner |

